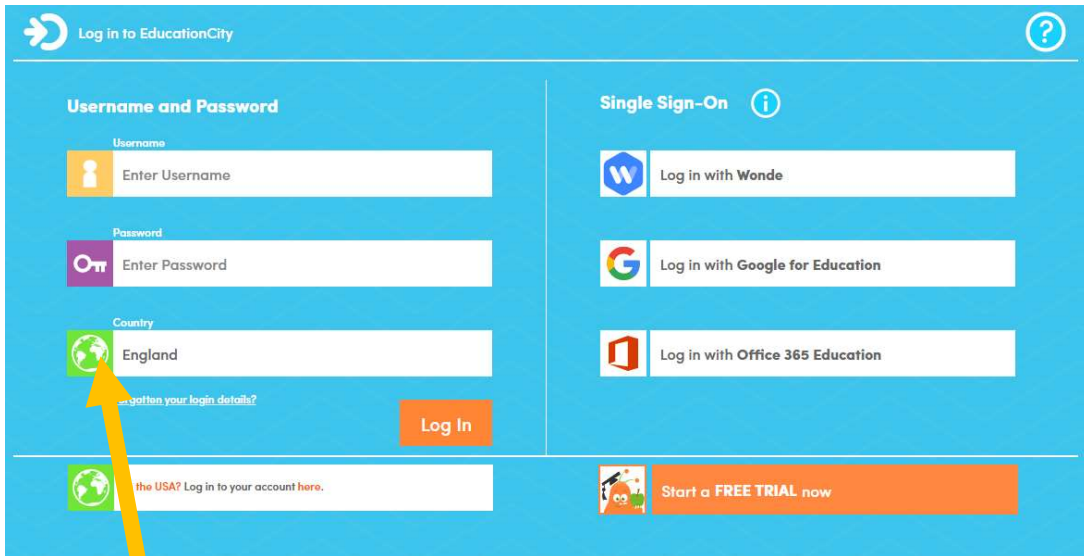


# How to Use Education City – Quick Parent Guide

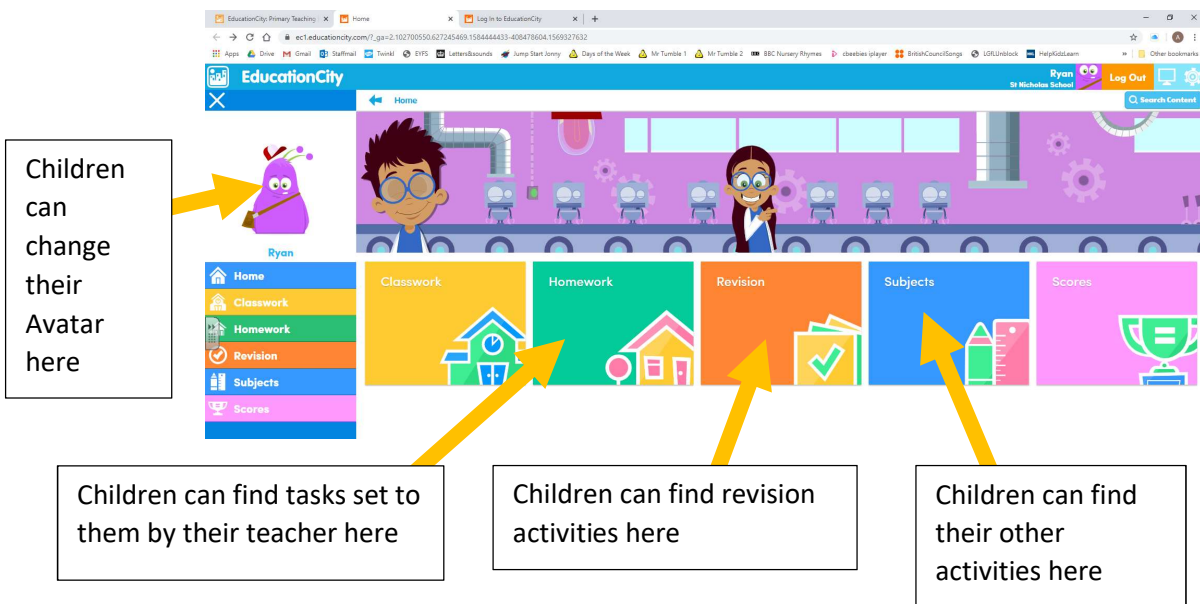
Go to <https://www.educationcity.com/> and click login in the top right hand corner

Log In



Use your child's login details here. Please make sure you click England otherwise it will not let your child log in. Your child is likely to need you to type in their username and password for them.

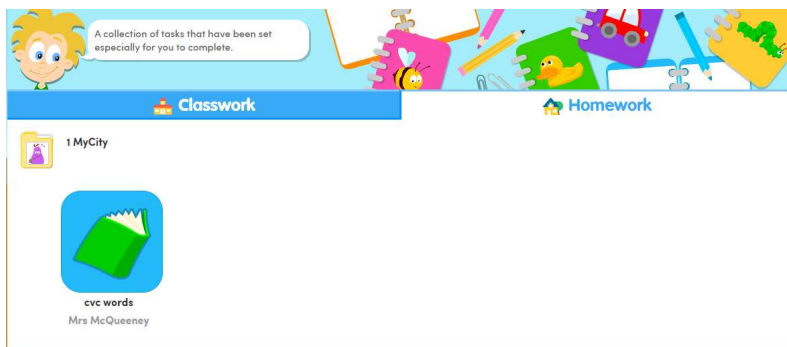
The main page looks like this:



When children choose their own activity through "Subjects" (see above) they are prompted to choose their year group. Some children may need to select a younger year group than they are in depending on their learning needs and developmental level.

Please note that F1 = Nursery age and F2=reception

When children click on Homework, their homework topics or “cities” will come up like this:



Click on the button for a folder/city and then in that folder there will be activities to complete. Some will have to be done in order and some can be done in any order.

**Please note that Education City uses teachers' surnames, not our first names!**

Your child's teacher can see if/when your child has had a go at any activities. If your child struggles with an activity, a revision guide will be created in their "my revision" folder on the home page.